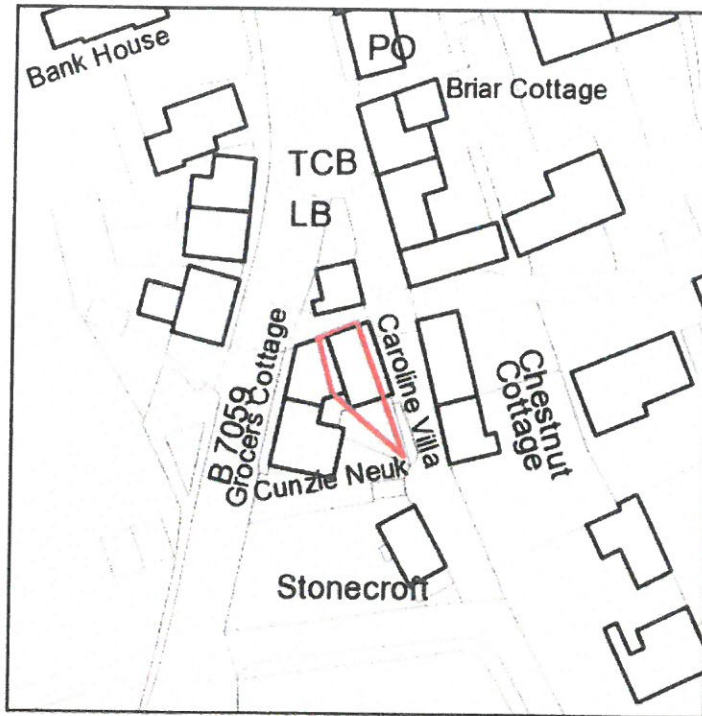


CAROLINE VILLA, MAIN STREET, WEST LINTON, EH46 7EE



Scottish Borders Council  
Town And Country  
Planning (Scotland) Act  
1997

APPROVED

subject to the  
requirements of the  
associated Decision  
Notice



Information

-  Application Boundary
-  Land in Ownership

Online Ref:  
000122818  
Date: 10/6/2015

Scale 1:1000 (1Ha)



Due to OS licensing conditions, you/your agent may only use this map for official Planning purposes. If you wish to use the map for other uses, you must first obtain a separate licence from OS.





# GGL/GPL Conservation Roof Window



The VELUX Conservation roof window provides all the technically superior features of a VELUX Roof Window in a traditional black conservation style including glazing bar/s. The GGL centre-pivot and GPL top-hung windows are manufactured in high quality natural pine with a clear lacquered pine internal finish.

The Centre-pivot (GGL) is manually operated and is recommended by VELUX for higher reach windows. To watch an illustration of how the window operates [click here](#).



The Top-hung (GPL) is manually operated and is recommended by VELUX for lower level installation and is ideal for shallower roof pitches. It is also suitable for escape purposes. To watch an illustration of how the window operates [click here](#).

## Features/Benefits

- Ventilation bar with dust and insect filter – *Allows fresh air to enter the room while the window is securely closed*
- Friction springs – *Allows easy operation of window*
- Sash rotates 180° from inside – *Allows easy and convenient cleaning*
- Barrel bolt – *Allows the window to be locked in two positions – At 180° for secure cleaning of the exterior pane internally – At 5° to allow extra ventilation*

## Operation

GGL – The window is operated manually using the full width control bar on the ventilation flap along the top of the sash.  
 GPL – The sash which is top-hung is opened and closed using the bottom handle and can remain open in any position up to 45°.

To watch an illustration of how the window operates [click here](#).

## Glazing options

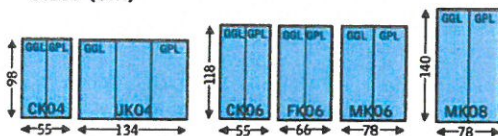
- (--50) glazing Double glazed, toughened outer pane. Also available in;
- (--60) glazing Double glazed, laminated inner pane, toughened outer pane with Easy-to-clean coating, enhanced noise reduction.
- (--70) glazing Double glazed, laminated inner pane, toughened outer pane.

For further information regarding VELUX glazing options [click here](#).

## Cladding

- NCS standard colour (Black), Nearest RAL standard colour: 9005.

## Sizes (cm)



### Centre-pivot

Tiles 15-90°  
 Tiles (recessed) 20-90°  
 Plain tiles 25-90°  
 Slate (recessed) 20-90°



### Top-hung

Tiles 15-55°  
 Tiles (recessed) 20-55°  
 Plain tiles 25-55°  
 Slate (recessed) 20-55°

TOP HUNG - For roof pitches from 55°-75°, please specify special springs when ordering.

## Maintenance

The pane should be cleaned with a soft, clean, lint-free cloth or non-abrasive sponge. The rest of the window can be cleaned with ordinary household cleaners. The filter can be removed and either washed or replaced.

For further advice on maintenance please [click here](#).

## Guarantee

- 10 year VELUX guarantee on windows and flashing kits.
- 3 year guarantee on blinds, shutters, awnings and electrics.

[Click here](#) for further information regarding the VELUX guarantee.

## Interior finish option

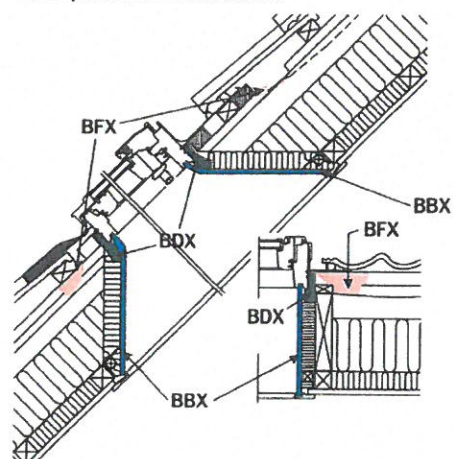
### GGL

- White paint finish.

### GPL

- White paint finish.

## Best practice installation



# Technical data – GGL/GPL Conservation

Size	Window Options	Exterior Frame WxH	Visible Glass exf	Lining Rebate kxl	Size	Window Options	Exterior Frame WxH	Visible Glass exf	Lining Rebate kxl
CK04	GGL	550 x 978	371 x 783	495 x 919	MK06	GGL	780 x 1178	601 x 983	725 x 1119
CK06	GGL	550 x 1178	371 x 983	495 x 1119	MK08	GGL, GPL	780 x 1398	601 x 1203	725 x 1339
FK06	GGL	660 x 1178	481 x 983	605 x 1119	UK04	GGL	1340 x 978	1161 x 783	1285 x 919

Please refer to GGL and GPL Technical data Sheets for further information.